



SC Annual School Report Card Summary

Lake Marion High School and Technology Center
ORANGEBURG COUNTY CONSOLIDATED SCHOOL DISTRICT
 Grades: 9-12 Enrollment: 784
 Principal: Rose V. Pelzer
 Superintendent: David Longshore, Jr., Interim
 Board Chair: Mrs. Betty Shuler

PERFORMANCE

Comprehensive detail, including definitions of ratings, performance criteria, and explanations of status, is available on www.ed.sc.gov and www.eoc.sc.gov as well as school and school district websites. Printed versions are available from school districts upon request.

YEAR	ABSOLUTE RATING	GROWTH RATING	PALMETTO GOLD AND SILVER AWARD		ESEA/FEDERAL ACCOUNTABILITY RATING SYSTEM	
			General Performance	Closing the Gap	ESEA Grade	Accountability Indicator
2014	Average	At-Risk	TBD	TBD	C	N/A
2013	Average	Below Average	N/A	N/A	F	N/A
2012	Average	Excellent	GOLD	N/A	F	N/A

ABSOLUTE RATING OF HIGH SCHOOLS WITH STUDENTS LIKE OURS*

EXCELLENT	GOOD	AVERAGE	BELOW AVERAGE	AT-RISK
5	4	22	10	7

* Ratings are calculated with data available by 04/27/2015. Schools with Students Like Ours with Poverty Indices of no more than 5% above or below the index for this district.

HIGH SCHOOL ASSESSMENT PROGRAM(HSAP) EXAM PASSAGE RATE(%): SECOND YEAR STUDENTS

	Our High School		High Schools with Students Like Ours	
	2013	2014	2013	2014
Passed 2 subtests (%)	71.6%	73.1%	68.5%	60.6%
Passed 1 subtest (%)	14.8%	14.2%	17.6%	23.9%
Passed no subtests (%)	13.7%	12.7%	16.8%	16.0%

HSAP PASSAGE RATE (%) BY SPRING 2014

	Our High School	High Schools with Students Like Ours
Passage Rate	81.6%	81.6%

ON-TIME GRADUATION RATE

	Our High School	High Schools with Students Like Ours
Number of students	194	105
Number of diplomas	146	77
Rate (%)	75.3%	68.1%

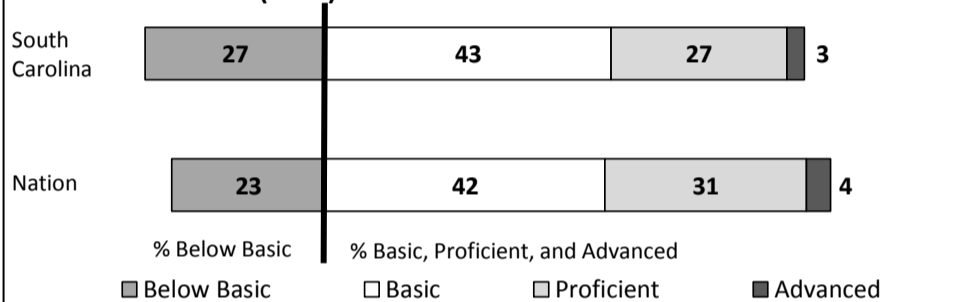
END OF COURSE TESTS - 2014

% of students scoring 70 or above on:	Our High School	High Schools with Students Like Ours
Algebra 1/Math for the Technologies 2	60.5%	68.6%
English 1	45.7%	52.1%
Biology 1/Applied Biology 2	68.1%	60.8%
US History and the Constitution	32.9%	42.1%
All Tests	52.7%	56.0%


NAEP*

*Performance reported for SC and nation, data not available at school level. Percentages at NAEP Achievement Levels.


READING - GRADE 8 (2013)



MATH - GRADE 8 (2013)



SCIENCE - GRADE 8 (2011)



SC PERFORMANCE VISION

By 2020 all students will graduate with the knowledge and skills necessary to compete successfully in the global economy, participate in a democratic society and contribute positively as members of families and communities.

Abbreviations Key

N/A-Not Applicable

N/AV-Not Available

N/C-Not Collected

N/R-Not Reported

I/S-Insufficient Sample

TBD-To Be Determined

**Lake Marion High School and Technology Center
ORANGEBURG COUNTY CONSOLIDATED SCHOOL DISTRICT 3**

SCHOOL PROFILE

	Our School	Change from Last Year	High Schools with Students Like Ours	Median High School
Students (n = 784)				
Retention Rate	8.8%	Up from 4.4%	4.4%	3.0%
Attendance Rate	92.8%	Down from 93.0%	94.9%	96.2%
Served by gifted and talented program	6.5%	Up from 6.2%	11.6%	17.7%
With disabilities	14.5%	Down from 14.8%	15.2%	11.5%
Older than usual for grade	8.5%	Up from 7.0%	11.0%	7.1%
Out-of-school suspensions or expulsions for violent and/or criminal offenses	0.4%	Down from 2.6%	1.5%	1.1%
Enrolled in AP/IB programs	1.3%	Up from 0.0%	6.7%	15.4%
Successful on AP/IB exams	N/A	N/A	19.7%	52.8%
Eligible for LIFE Scholarship	31.1%	Up from 27.3%	28.6%	30.6%
Career/technology students in co-curricular organizations	16.7%	Down from 17.4%	5.2%	5.3%
Enrollment in career/technology courses	551	Down from 563	222	423
Career/technology students attaining technical skills	70.4%	Up from 68.8%	81.3%	84.5%
Annual dropout rate	4.2%	Up from 3.6%	1.8%	2.1%
Teachers (n = 63)				
Teachers with advanced degrees	52.4%	Down from 52.5%	60.0%	64.3%
Continuing contract teachers	57.1%	Down from 67.2%	66.0%	77.3%
Teachers returning from previous year	80.7%	Up from 79.5%	79.4%	85.5%
Teacher attendance rate	93.9%	Up from 93.6%	95.6%	95.5%
Average teacher salary*	\$48,413	Down 1.1%	\$45,478	\$48,414
Classes not taught by highly qualified teachers	6.0%	Up from 1.2%	8.7%	3.0%
Professional development days/teacher	8.7 days	Down from 14.5 days	9.7 days	10.0 days
School				
Principal's years at school	9.0	Up from 2.0	3.0	3.0
Student-teacher ratio in core subjects	23.7 to 1	Up from 21.6 to 1	19.2 to 1	26.0 to 1
Prime instructional time	85.0%	Up from 84.2%	89.5%	90.3%
Dollars spent per pupil**	\$11,385	Up 0.5%	\$11,385	\$8,238
Percent expenditures for teacher salaries**	55.7%	Up from 55.0%	53.8%	56.9%
Percent of expenditures for instruction**	56.7%	Down from 60.0%	55.4%	58.0%
Opportunities in the arts	Excellent	No change	Good	Excellent
SACS accreditation	Yes	No change	Yes	Yes
Parents attending conferences	94.8%	Down from 97.3%	97.3%	98.7%
Character development program	Below Average	Down from Excellent	Good	Good
ESEA composite index score	77.1	Up from 52.3	68.2	84.1

* Length of contract = 185+ days.

**Prior year audited financial data available.

EVALUATION RESULTS

	Teachers	Students*	Parents*
Number of surveys returned	72	117	59
Percent satisfied with learning environment	88.9%	65.8%	77.9%
Percent satisfied with social and physical environment	94.4%	69.2%	79.3%
Percent satisfied with school-home relations	70.4%	78.7%	64.5%

* Only eleventh grade students and their parents were included. For schools without grade eleven, only the highest grade was included.

Comprehensive detail, including definitions of ratings, performance criteria, and explanations of status, is available on www.ed.sc.gov and www.eoc.sc.gov as well as school and school district websites.

Printed versions are available from school districts upon request.

REPORT OF PRINCIPAL AND SCHOOL IMPROVEMENT COUNCIL

Lake Marion High School and Technology Center offers a comprehensive curriculum designed to meet the needs of students seeking post-secondary degrees from two and four year institutions, a military career or entrance into the workforce. Program offerings include college prep (CP), honors, International Baccalaureate, Career and Technology Education courses, and Project Lead the Way programs in Biomedical Sciences and Pre-engineering. The school is an authorized IB (International Baccalaureate) World School for the Diploma Programme.

With our TAP (Teacher and Student Advancement Program) initiative, we are focused and committed to improving instruction and increasing student achievement. Professional development and clusters assist teachers and support staff in the delivery of classroom instruction.

Our motto at Lake Marion High School and technology Center is "A haven of excellence and high expectations". Expectations for students, faculty, and staff are synonymous as we make every effort to excel to our greatest potential. The achievements of our students are reflective of our expectations. A few of our achievements during the past year include: LMHS College Summit program won the 2012-13 College Summit and Deloitte College-Going-Culture School of the Year Award and received \$2,000; the automotive program received certification from NATEF (National Automotive Technicians Education Foundation); LMHS JAG's (Jobs for America's Graduates) placed 3rd at the 8th annual Career Development Conference; thirty-four percent of our students are enrolled in our Army JROTC program; and the LMHS Boys' Basketball team won of the 7A Regional Basketball Championship and Lower State Basketball Championship.

Our goal is to continue to provide a quality education for all students in a safe and orderly environment with the support of our parents and community.

Rose V. Pelzer, Principal

Abbreviations Key

N/A-Not Applicable

N/AV-Not Available

N/C-Not Collected

N/R-Not Reported

I/S-Insufficient Sample

TBD-To Be Determined